



OZONE 2 CLIMATE ART CONTEST

USER MANUAL

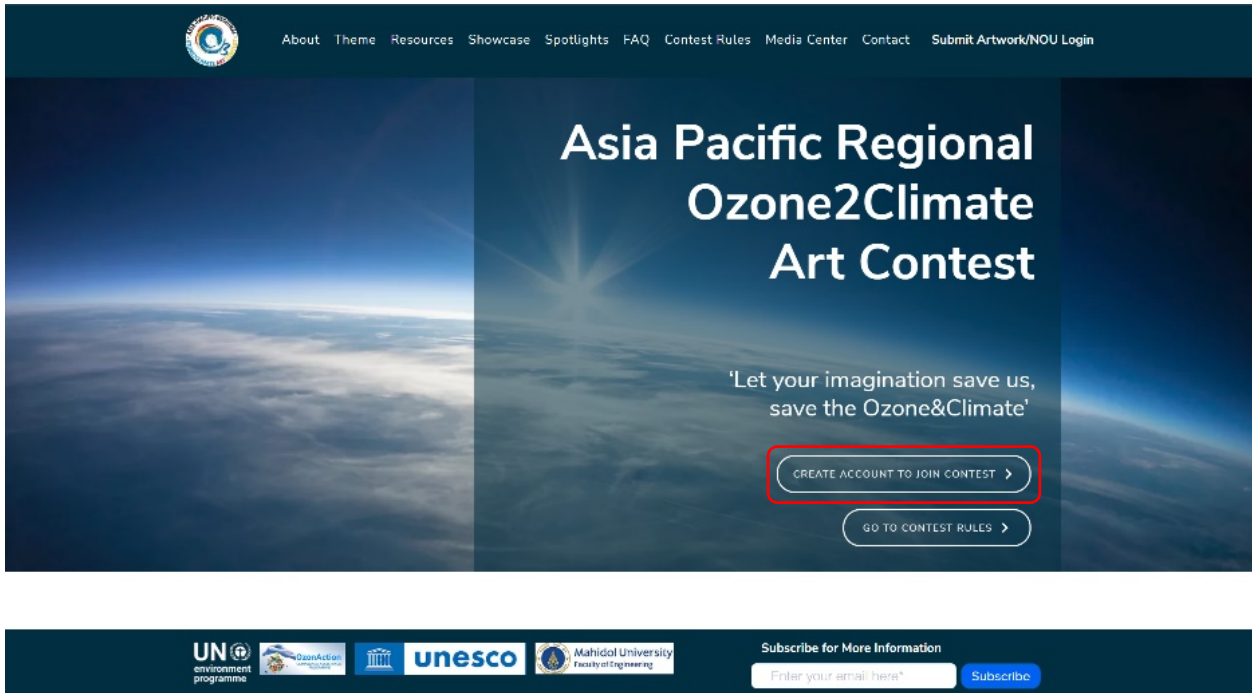


Contents

1. Register to Join Ozone2Climate Art Contest	2
2. Artwork Submission	5

1. Register to Join Ozone2Climate Art Contest

- 1.1. Go to <https://www.ozone2climate.org/>
- 1.2. Click “create account to join contest”

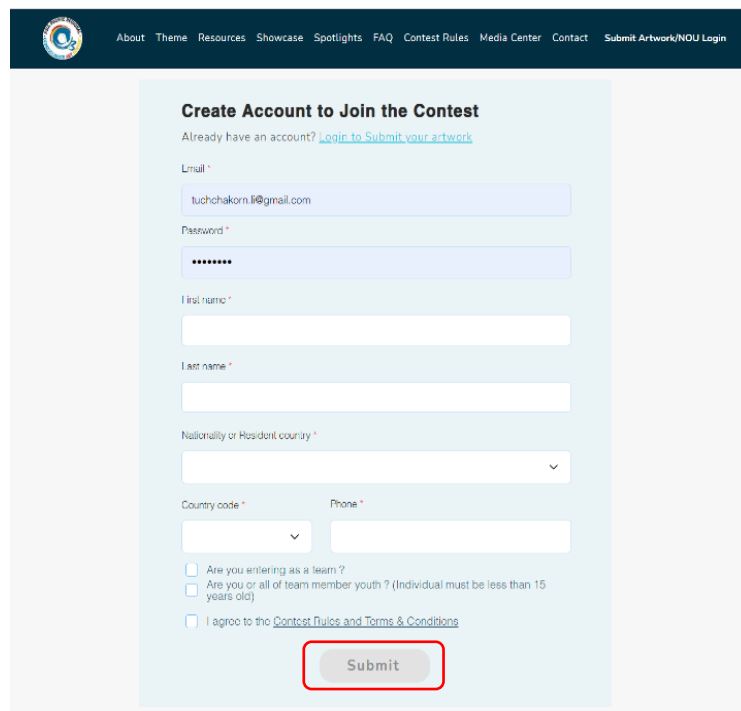


The screenshot shows the homepage of the Asia Pacific Regional Ozone2Climate Art Contest. The header includes the contest logo and navigation links: About, Theme, Resources, Showcase, Spotlights, FAQ, Contest Rules, Media Center, Contact, and Submit Artwork/NOU Login. The main banner features a space-themed background with the text "Asia Pacific Regional Ozone2Climate Art Contest" and the slogan "Let your imagination save us, save the Ozone&Climate". Two buttons are visible: "CREATE ACCOUNT TO JOIN CONTEST" (highlighted with a red box) and "GO TO CONTEST RULES". The footer contains logos for UN environment programme, OzoneAction, UNESCO, and Mahidol University Faculty of Engineering, along with a "Subscribe for More Information" form.

1.3. Register with your information including:

- Email
- Password
- First name
- Last name
- Nationality or Resident country
- Country code and phone number
- Check the box if you are entering as a team or you (or team member) are less than 15 years old with **“Parental consent”**
- Check the box if you agree to **“the Consent Rules and Terms & Conditions”**

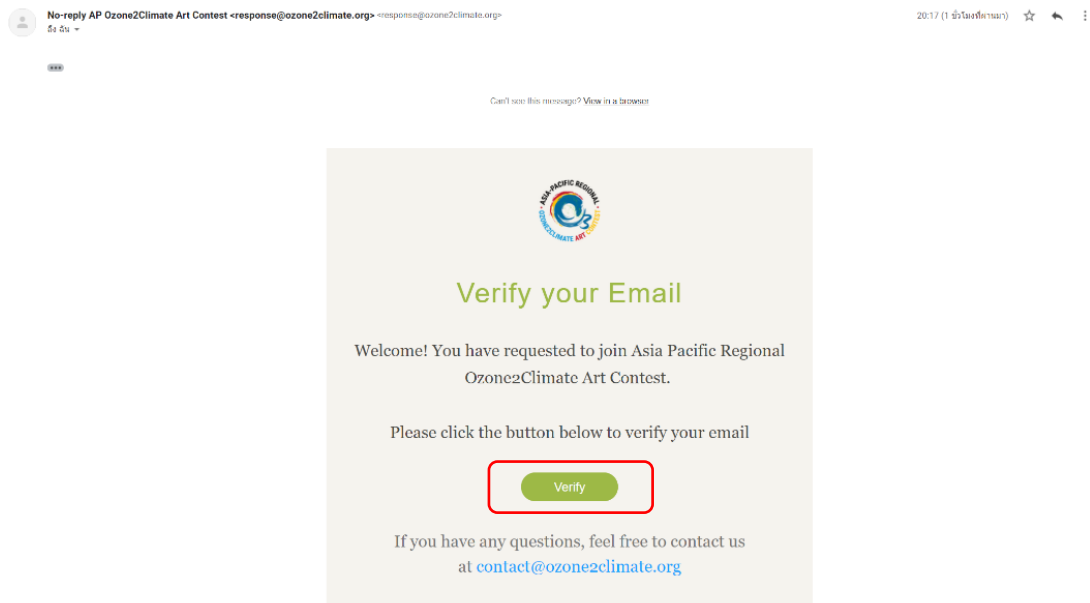
1.4. After filling in all required information, click **“Submit”** and an email verification will be sent to your mailbox.



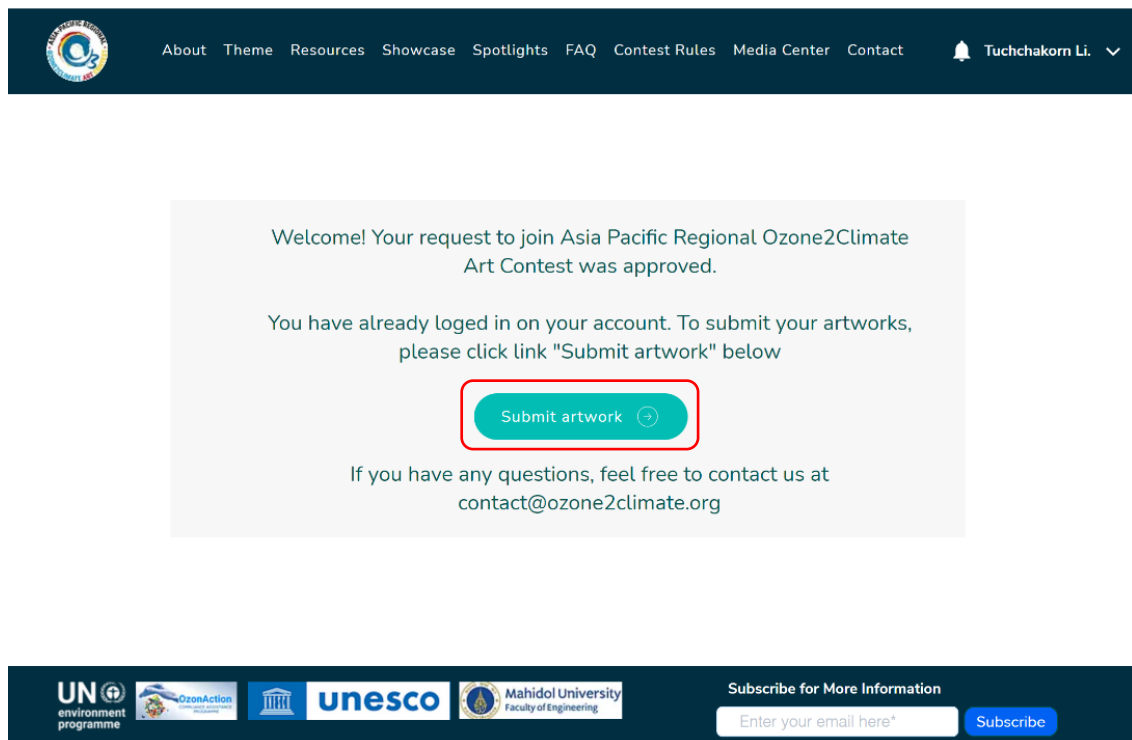
The screenshot shows a registration form titled "Create Account to Join the Contest". At the top, there is a navigation bar with links: About, Theme, Resources, Showcase, Spotlights, FAQ, Contest Rules, Media Center, Contact, and Submit Artwork/NOU Login. The form itself is light blue and contains the following fields and options:

- Already have an account?** [Login to Submit your artwork](#)
- Email ***: Input field containing "tuchchakorn.t@gmail.com"
- Password ***: Input field with masked characters "*****"
- First name ***: Input field
- Last name ***: Input field
- Nationality or Resident country ***: Dropdown menu
- Country code ***: Dropdown menu
- Phone ***: Input field
- Three checkboxes:
 - Are you entering as a team?
 - Are you or all of team member youth? (Individual must be less than 15 years old)
 - I agree to the [Contest Rules and Terms & Conditions](#)
- Submit**: A button with a red border.

1.5. Click “Verify” on email to verify registration account.



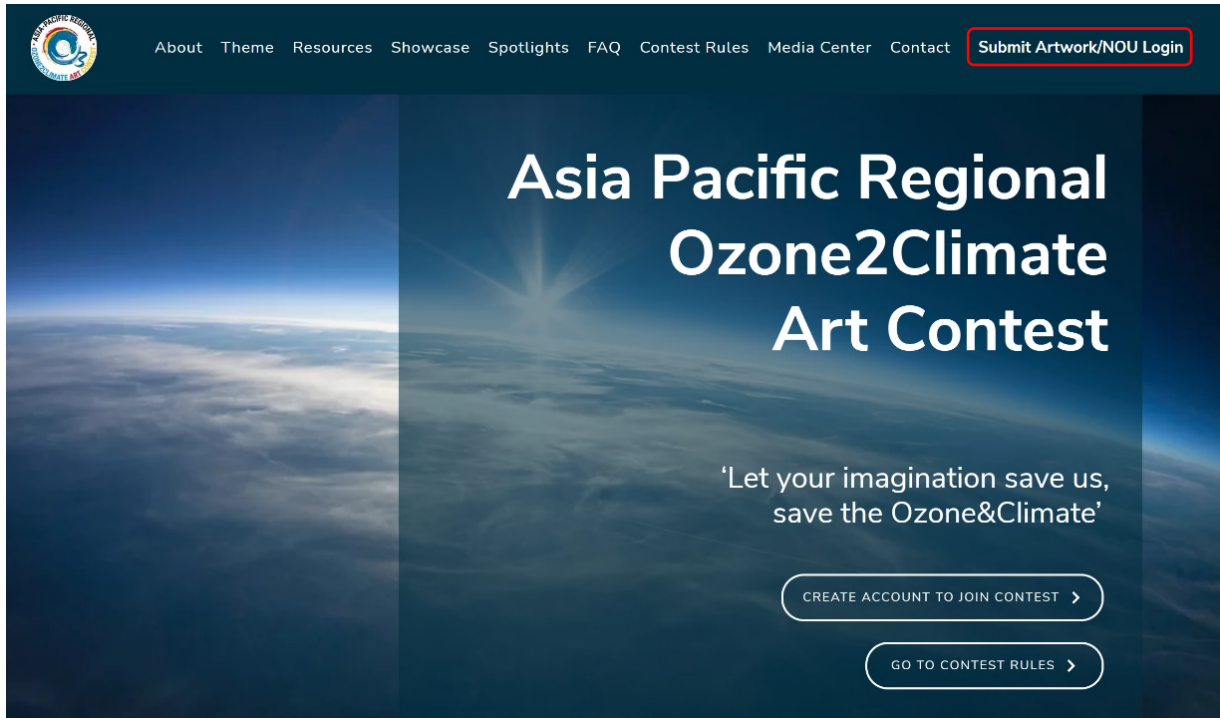
1.6. Click “Submit artwork” ([Artwork Submission](#))



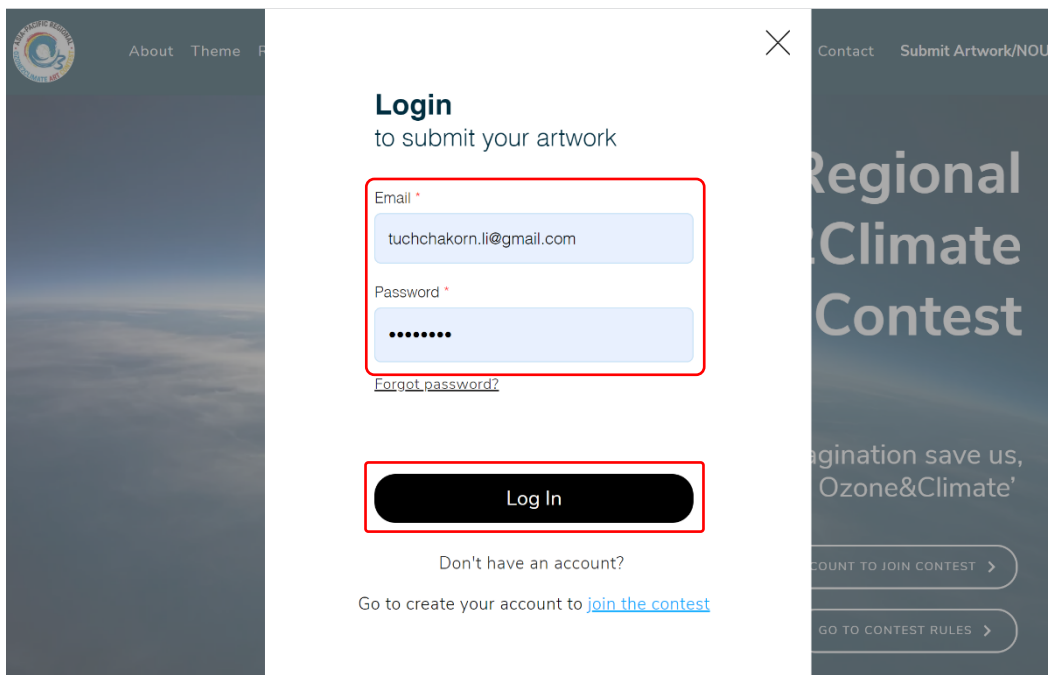
2. Artwork Submission

2.1. Go to <https://www.ozone2climate.org/>

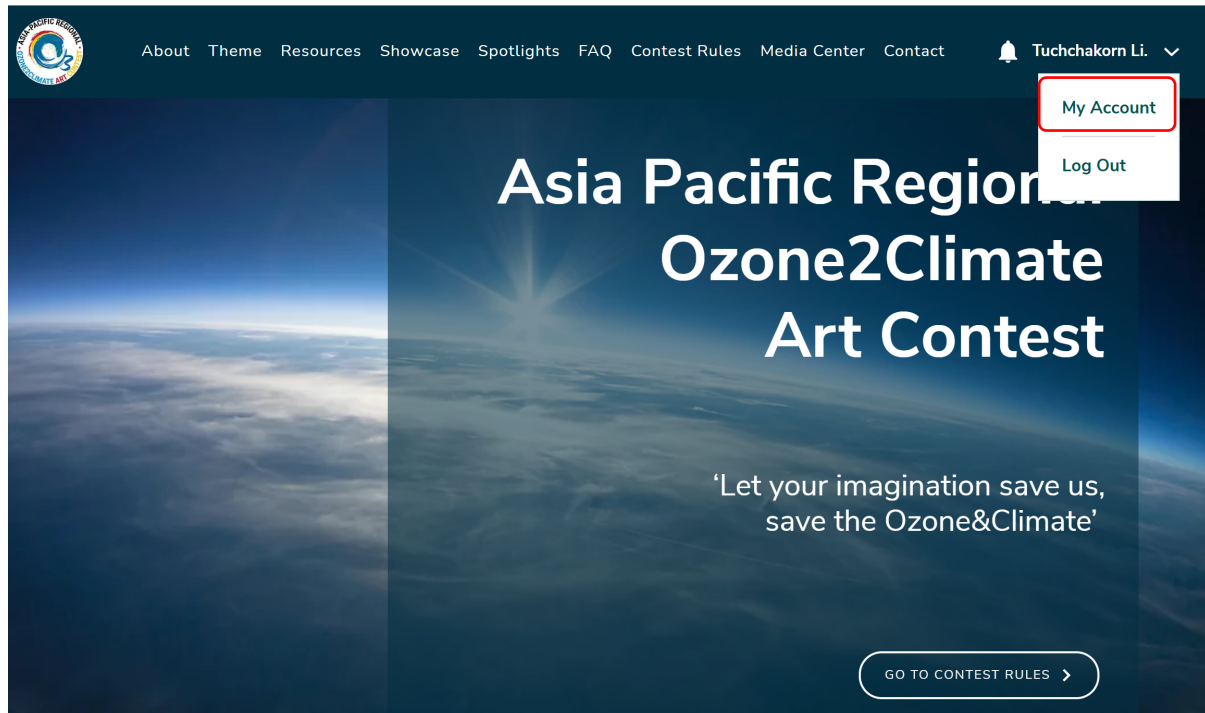
2.2. Sign into your account and click “Submit Artwork/NOU login”



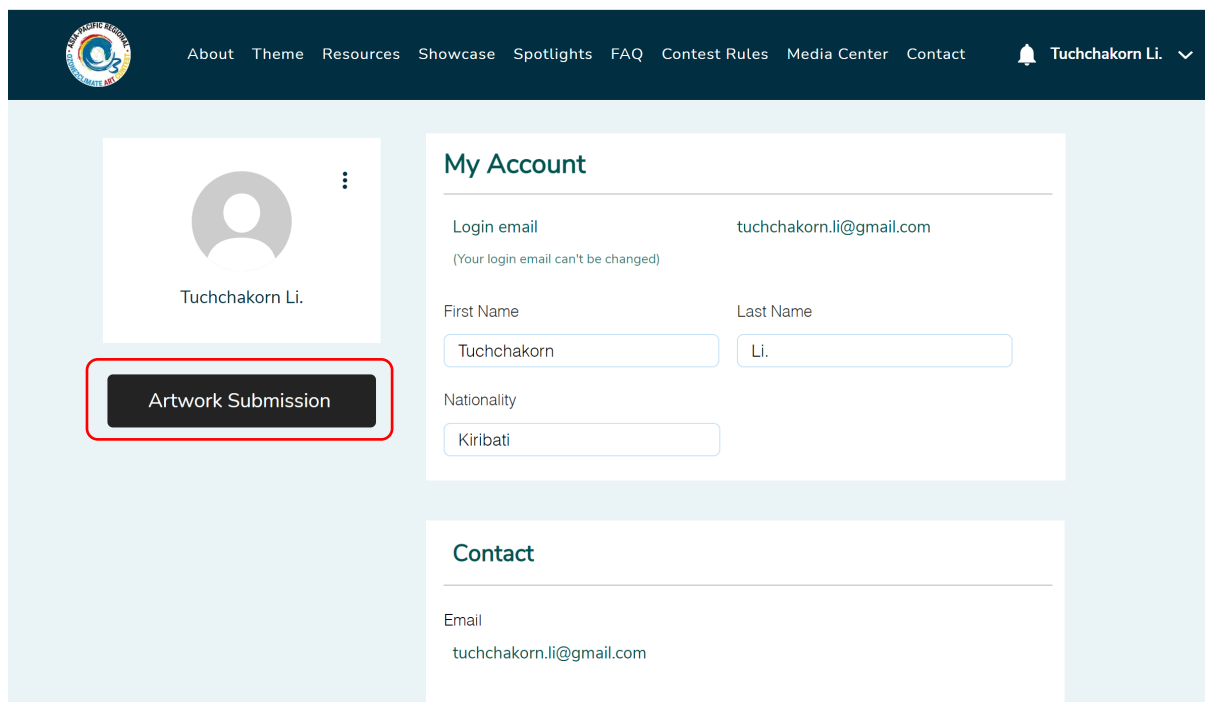
2.3. Enter your “Email” and “Password”, then click “Log In”



2.4. Click “My Account”



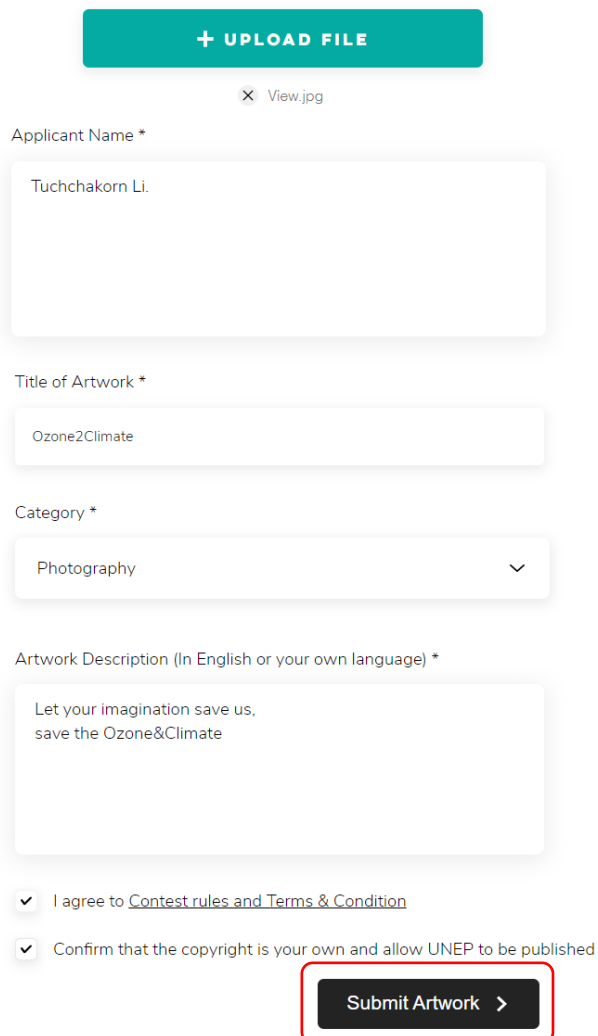
2.5. Click “Artwork Submission”



2.6. Fill in Artwork details as following:

- Upload artwork file
- Title of Artwork
- Choose Category (Drawing, Graphic design, Photography)
- Artwork Description (In English or your own language)
- Check the box if you agree to “the Consent Rules and Terms & Conditions”
- Check the box to confirm “the copyright is your own and allow UNEP to be published”

2.7. Click “Submit Artwork”



The screenshot shows a web form for submitting artwork. At the top is a teal button labeled '+ UPLOAD FILE'. Below it is a file preview area showing 'View.jpg'. The form fields are: 'Applicant Name *' with the text 'Tuchchakorn Li.'; 'Title of Artwork *' with the text 'Ozone2Climate'; 'Category *' with a dropdown menu set to 'Photography'; and 'Artwork Description (In English or your own language) *' with the text 'Let your imagination save us, save the Ozone&Climate'. At the bottom, there are two checked checkboxes: 'I agree to Contest rules and Terms & Condition' and 'Confirm that the copyright is your own and allow UNEP to be published'. A black button labeled 'Submit Artwork >' is highlighted with a red border.

+ UPLOAD FILE

× View.jpg

Applicant Name *

Tuchchakorn Li.

Title of Artwork *

Ozone2Climate

Category *

Photography

Artwork Description (In English or your own language) *

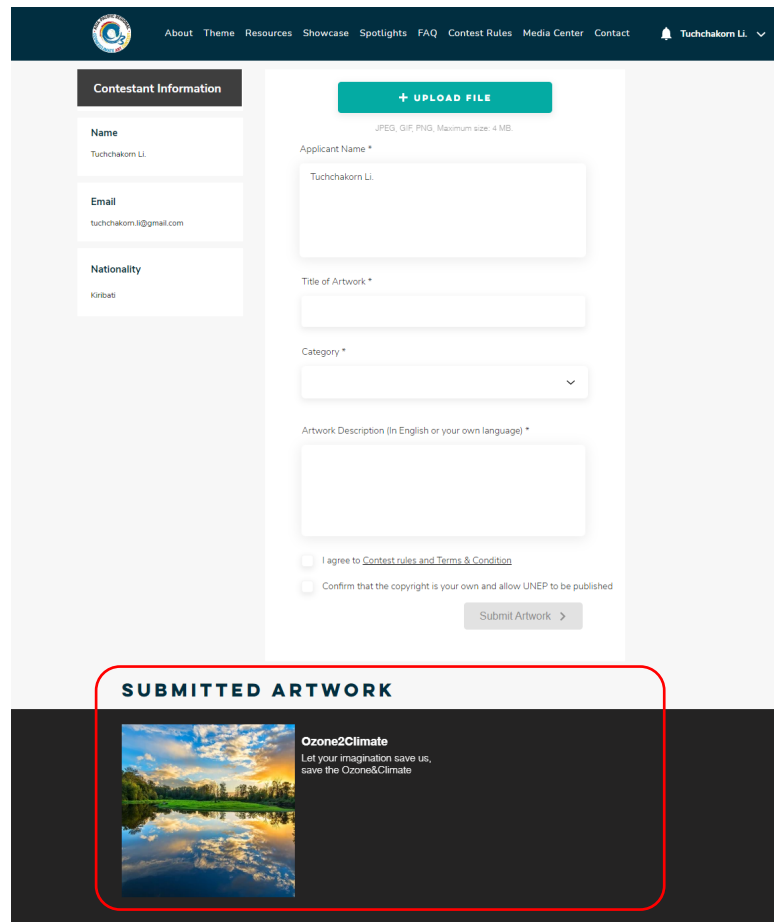
Let your imagination save us,
save the Ozone&Climate

I agree to [Contest rules and Terms & Condition](#)

Confirm that the copyright is your own and allow UNEP to be published

Submit Artwork >

2.8. Submitted artwork will be shown up under “Artwork submission page”



The screenshot displays the submission interface for the Ozone2Climate Art Contest. At the top, a dark navigation bar contains the contest logo and menu items: About, Theme, Resources, Showcase, Spotlights, FAQ, Contest Rules, Media Center, and Contact. A user profile for 'Tuchchakorn Li.' is visible in the top right.

The main content area is divided into two columns. The left column, titled 'Contestant Information', contains three white boxes with the following details:

- Name:** Tuchchakorn Li.
- Email:** tuchchakorn.li@gmail.com
- Nationality:** Kiribati

The right column is a form for uploading an artwork. It features a teal '+ UPLOAD FILE' button at the top, with a note below it: 'JPEG, GIF, PNG, Maximum size: 4 MB'. The form includes:

- An 'Applicant Name *' field containing 'Tuchchakorn Li.'
- A 'Title of Artwork *' text input field.
- A 'Category *' dropdown menu.
- An 'Artwork Description (In English or your own language) *' text area.
- Two checkboxes for terms and conditions:
 - I agree to [Contest rules and Terms & Condition](#)
 - Confirm that the copyright is your own and allow UNEP to be published
- A 'Submit Artwork >' button at the bottom.

Below the form, a section titled 'SUBMITTED ARTWORK' is highlighted with a red rounded rectangle. It features a dark background and contains:

- A thumbnail image of a landscape with a lake reflecting a sunset sky.
- The text: **Ozone2Climate**
Let your imagination save us,
save the Ozone2Climate